

**SINGER**  
**22W131**

# LIST OF PARTS



## MACHINE No. 22w131

---

THE SINGER MANUFACTURING COMPANY

## INDEX

---

	PAGE
ACCESSORIES .....	17
BOBBIN WINDER .....	17
FEED DOGS .....	20
KNEE LIFTER .....	18
MACHINE No. 22w131 .....	7
NUMERICAL LIST OF PARTS .....	23
OBSOLETE PARTS .....	21
THREAD UNWINDER .....	19
THROAT PLATES .....	20

# Instructions for Ordering

In ordering from this list, use **ONLY** the **PART** number in the **FIRST** column.

The number stamped on a Sewing Machine Part is the number of the Single Part only, except when the part includes Set Screws Clamping Screws, Studs and Rollers Spun on, Small Wires riveted, or Parts soldered together, etc., which it is necessary to furnish in combination.

Every combination of parts sent out has its specific number which, although not stamped on Parts (except in above cases) must be used when ordering the combination.

Each number always indicates the **SAME PART** in whatever list it appears, or for whatever Machine.

The letters after some of the numbers indicate the style of finish only, as follows:

- A. Hardened, Polished and Plated.
- B. Polished and Plated.
- C. Hardened only.
- D. Polished only.
- E. Soft, not polished.
- F. Hardened and Polished.
- H. Blued.

These letters **MUST BE USED** when they appear in the list and **AFTER** the number, as in the list.

In this series

200001 to 201500 are Screw Numbers.

201501 to 201800 are Nut Numbers.

201801 to 202000 are Roller Numbers.

202001 and upward are numbers of Machine Parts.


The figures in the second column refer only to the plate in which the illustration of the part is shown and are **NOT TO BE USED** in ordering.

Two or more numbers over a cut indicate that the difference between such parts is not visible in an illustration.

Parts marked with an asterisk (\*) are furnished only when repairs are made at the factory.

## LIST OF PARTS COMPLETE

FOR



## MACHINE No. 22w131

DROP FEED

For Stitching on Facings and Cutting Pocket  
Holes at One Operation

In gauges from  $\frac{1}{16}$  to  $\frac{3}{4}$  inch

No.	Plate	Name
*204469	—	Arm with 200439c, 202036 and 204351 .....
215948	13120	Arm Bracket .....
200189H	13119	" " Screw (3) .....
215949	13120	" " Switch Handle .....
215950	—	" " " " 215949 with 201481c, 201528H and 201842
215951	13119	Arm Bracket Switch Handle Spring
200161H	12319	" " " " " " Screw .....
200859B	13119	Arm Bracket Switch Handle Stud
204346	13119	" " " " " " Bushing .....
201528H	13119	Arm Bracket Switch Handle Stud Nut .....
204347	13119	Arm Bracket Switch Handle Stud Spring .....

No.	Plate	Name
215952	—	Arm Bracket complete, Nos. 200161H, 200391c, 200859H, 201528H, 204346, 204347, 215948, 215950, 215951 and 215953 .....
204163	12305	Arm Cap .....
200278H	12311	" " Screw .....
202248	12307	" " Washer .....
200963E	12311	" Screw (3) .....
202005	12308	" Washer (3) .....
213622	12333	" Shaft .....
204351	13120	" Bushing (front) .....
200439c	12311	" Position Screw ..
204440	12333	" Connection with four 200054E (2) .....
200054E	12307	Arm Shaft Connection Screw ....
202299	—	" Oil Packing (wick) (2)
204805	12333	Balance Wheel, 5½ in. diam. (belt groove 2¾ in. diam.), with 200328c and 200335c .....
200062H	12311	Balance Wheel Adjusting Screw..
200328c	12311	" Position Screw ...
200335c	12311	" Set Screw .....
*213052	—	Bed with 202062, 203248, 203249, two each 200362c, 200516E, 200840E and 202299 .....
202258	12345	Bed Hinge Connection (2) .....
200570E	12311	" " Screw (4) ....
203329	13120	" Slide (back) .....
203301	12334	" (front) .....
203208	12312	Bobbin (2) .....
203210	12312	" Case Base with 202056, 203211 to 203213 and 203216 ...
203211	12312	Bobbin Case Base Latch .....
*202056	—	" " Pin .....
203212	12312	" " Plunger ..
203213	12312	" " Spring ..
203209	12312	" Cap with 200984c, 203214, 203215 and two 200594c..
203214	12312	Bobbin Case Tension Spring .....
200984c	12312	" " Regulating Screw .....
200594c	12312	Bobbin Case Tension Spring Screw
203215	12312	" Thread Guide .....
200594c	12312	" " Screw..
203216	12312	" Washer (cloth) .....
203217	12312	Bobbin Case complete, Nos. 203209 and 203210 .....
204533	12333	Face Plate with 200366H, 204730, two each 200368H, 202090, 204281 and three 200397H .....

No.	Plate	Name
200053c	12311	Face Plate Screw .....
204730	12386	" " Thread Guide .....
200397H	12309	" " " " Set Screw
204874	12333	Face Plate complete, Nos. 200135c, 200319c, 200577H, 204277 to 204280, 204533, 204555, two each 200309E, 204059 and 204272 .....
203303	12334	Feed Bar with 204189 .....
203309	—	" 203303 with 200214E, 201525E and 204200 .....
200214E	12386	Feed Bar Hinge Screw .....
201525E	12386	" " " " Nut .....
214424	12386	" Spring .....
204189	12306	" " Hook .....
211786	12107	" Dog, for 211622 .....
221446	13121	" " 221445 .....
211792	12107	" " 211791 .....
200106E	12311	" Screw (2) .....
200075E	13119	" Support Screw .....
201535E	13119	" " " " Nut .....
203233	12305	" Driving Cam with 200382c and 200437c .....
204192	13120	Feed Driving Cam Fork Lever with 204195 and 204293 .....
204193	12334	Feed Driving Cam Fork Lever Connection with 200668c and 201525E
204194	12306	Feed Driving Cam Fork Lever Connection Clamp with 200031E ...
200031E	12311	Feed Driving Cam Fork Lever Connection Clamp Pinch Screw ....
200668c	12386	Feed Driving Cam Fork Lever Connection Clamp Screw Stud ....
201525E	12386	Feed Driving Cam Fork Lever Connection Clamp Screw Stud Nut..
200002E	12338	Feed Driving Cam Fork Lever Connection Hinge Screw .....
201522E	12338	Feed Driving Cam Fork Lever Connection Hinge Screw Nut .....
*204195	—	Feed Driving Cam Fork Lever Shaft .....
204197	12306	Feed Driving Cam Fork Lever Shaft Collar with 200113E .....
200113E	12308	Feed Driving Cam Fork Lever Shaft Collar Set Screw .....
204293	12308	Feed Driving Cam Fork Lever Shaft Position Pin .....
204196	12307	Feed Driving Cam Fork Lever Shaft Sleeve (split) .....
200043c	12311	Feed Driving Cam Fork Lever Shaft Sleeve Set Screw .....

No.	Plate	Name
201524E	12338	Feed Driving Cam Fork Lever Shaft Sleeve Set Screw Nut ..
204198	12334	Feed Driving Cam Fork Lever complete, Nos. 204192 and 204194 ..
200437C	12311	Feed Driving Cam Position Screw
200382C	13119	" " " Set Screw ....
204294	12333	" " Rock Shaft .....
206555	—	" " " " 204294 with 200002E, 201522E and 204193 ....
202305	12307	Feed Driving Rock Shaft Center (2) .....
200043C	12311	Feed Driving Rock Shaft Center Set Screw (2) .....
204200	12305	Feed Driving Rock Shaft Crank with 204189 (on left side) and two 200383C .....
200383C	12311	Feed Driving Rock Shaft Crank Set Screw .....
203235	12308	Feed Lifting Cam with 202126 ...
204202	12308	" " " Fork with 200027E
200027E	12338	" " " Pinch Screw
202126	12308	" " " Position Pin ..
200045E	12338	" " " Screw .....
203305	12334	" " Rock Shaft .....
203315	12334	" " " " 203305 with 203238 .....
202305	12307	Feed Lifting Rock Shaft Center (2)
200043C	12311	" " " " " Set Screw (2) .....
202276	12308	Feed Lifting Rock Shaft Slide Block .....
203238	12308	Feed Lifting Rock Shaft Slide Block 202276 with 200243E and 201531E .....
200243E	12338	Feed Lifting Rock Shaft Slide Block Hinge Screw .....
201531E	12308	Feed Lifting Rock Shaft Slide Block Hinge Screw Nut .....
204206	12306	Feed Regulating Handle .....
204207	12334	" " " 204206 with 200098F, 202622, 204208 to 204210, 204213 and 204925 .....
204208	12307	Feed Regulating Handle Adjustable Stop .....
200098F	12307	Feed Regulating Handle Adjustable Stop Screw .....
204925	12306	Feed Regulating Handle Adjustable Stop Screw Washer .....
204209	12307	Feed Regulating Handle Position Pin .....

No.	Plate	Name
204210	12303	Feed Regulating Handle Shaft ....
204211	12306	" " " " Crank with 200098F .....
204212	12307	Feed Regulating Handle Shaft Crank Link .....
200271E	12311	Feed Regulating Handle Shaft Crank Link Hinge Screw (lower)
200291E	12307	Feed Regulating Handle Shaft Crank Link Hinge Screw (upper)
200098F	12307	Feed Regulating Handle Shaft Crank Set Screw .....
204213	12307	Feed Regulating Handle Shaft Sleeve (split) .....
200362C	12311	Feed Regulating Handle Shaft Sleeve Set Screw .....
202622	12306	Feed Regulating Handle Shaft Sleeve Washer .....
202036	13119	Feed Regulating Handle Stop Pin
204214	—	Feed Regulating Handle complete, Nos. 200291E, 204207, 204211 and 204212 .....
*203239	—	Hook (sewing) .....
203240	12312	" 203239 with 201253F, 201376F and 203251 .....
203290	12312	Hook and Bobbin Case complete, Nos. 203217 and 203240 .....
203241	11007	Hook Bevel Gear Socket, 24 teeth
200555H	11007	" " " " Screw ...
203242	11007	" " Pinion, 24 teeth, with two 200383C .....
200383C	12311	Hook Bevel Pinion Set Screw ....
203306	12333	" Counter Shaft .....
203244	11007	" " " Collar with two 200393C .....
200393C	11007	Hook Counter Shaft Collar Set Screw .....
203245	11007	Hook Counter Shaft Driving Gear, 44 teeth, with 200362C and 200439C
213154	12305	Hook Counter Shaft Driving Gear 203245 with 200045E and 203235
200439C	12311	Hook Counter Shaft Driving Gear Position Screw .....
200362C	12311	Hook Counter Shaft Driving Gear Set Screw .....
203246	11007	Hook Counter Shaft Gear, 22 teeth, with two 200383C .....
200383C	12311	Hook Counter Shaft Gear Set Screw .....
202299	—	Hook Counter Shaft Oil Packing (wick) .....

No.	Plate	Name
200840E	11007	Hook Counter Shaft Oil Packing (wick) Stop Screw .....
213624	12333	Hook Driving Shaft .....
203248	12334	" " " Bearing with 202299 .....
202299	—	Hook Driving Shaft Bearing Oil Packing (wick) .....
202126	12308	Hook Driving Shaft Bearing Position Pin .....
200516E	12311	Hook Driving Shaft Bearing Screw .....
203249	11007	" " " Bushing (eccentric) .....
202299	—	Hook Driving Shaft Bushing Oil Packing (wick) .....
200362c	12311	Hook Driving Shaft Bushing Set Screw .....
213141	13119	Hook Driving Shaft Collar with two 200393c .....
200393c	11007	Hook Driving Shaft Collar Set Screw .....
203251	12312	Hook Gib .....
201376F	13119	" " Hinge Screw .....
201253F	13119	" " Screw .....
203307	12335	" Saddle (left or right) with 202299 .....
202299	—	Hook Saddle Oil Packing (wick) .....
200006E	11007	" " Screw (4) .....
225585	11007	" " " Washer (4) .....
203254	12312	" Washer .....
203308	12335	Hook Saddle (left or right) complete, Nos. 200555H, 203241, 203254, 203290 and 203307 .....
203462	—	Hook Saddle Combination (left and right) complete, Nos. two 203308 .....
202445	11125	Knee Lifter Connection Lever with 202446 .....
227312	—	Knee Lifter Connection Lever 202445 with 200224H, 200262H, 227303 and 227308 .....
200224H	12306	Knee Lifter Connection Lever Hinge Screw .....
227308	11125	Knee Lifter Connection Lever Lifting Rod with 202302 .....
202302	12306	Knee Lifter Connection Lever Lifting Rod Cotter Pin .....
202446	12306	Knee Lifter Connection Lever Pin .....
227303	11125	" " Lifting Lever .....
200262H	12306	" " " Hinge Screw .....

No.	Plate	Name
213761	13119	Knife <i>286304</i> .....
213418	13120	" Bar with 200094F .....
213419	—	" " 213418 with 213056 .....
215953	13120	" " Bell Crank with 200337C, 201528H and 204449 .....
204449	13119	Knife Bar Bell Crank Bearing .....
201481c	13119	" " " " Driving Screw Stud .....
201528H	13119	Knife Bar Bell Crank Driving Screw Stud Nut .....
200391c	13119	Knife Bar Bell Crank Position Screw .....
200337c	13119	Knife Bar Bell Crank Stop Screw .....
201528H	13119	" " " " " " Nut .....
203723	13120	Knife Bar Driving Cam with 200347c and 200434c .....
200434c	13119	Knife Bar Driving Cam Position Screw .....
201808	—	Knife Bar Driving Cam Roller and Stud .....
201842	13119	Knife Bar Driving Cam Roller and Stud 201808 with 201528H .....
201528H	13119	Knife Bar Driving Cam Roller and Stud Nut .....
200347c	13119	Knife Bar Driving Cam Set Screw .....
213643	13119	" " Knife Stop .....
213056	13119	" Holder with two 200126F .....
200094F	13119	" " Screw .....
200126F	13119	" Screw .....
231390	13120	Needle Bar (hollow) .....
204248	12307	" " Connecting Link .....
200658c	12307	" " " " Hinge Screw Stud .....
201519c	12307	Needle Bar Connecting Link Hinge Screw Stud Nut .....
204249	12308	Needle Bar Connecting Stud with 200072c and 202277 .....
202277	—	Needle Bar Connecting Stud Oil Packing (wick) .....
200072c	12308	Needle Bar Connecting Stud Pinch Screw .....
204326	12338	Needle Bar Packing Cord (2) .....
200868	13119	" " Screw Bushing (lower) .....
200867B	13119	" " " " (upper) .....
231391	13121	" Holder, in gauges from $\frac{3}{8}$ to $\frac{3}{4}$ in., in steps of $\frac{1}{32}$ in., with 201030F and two 200141F .....

No.	Plate	Name
231392	13121	Needle Holder, in gauges from $\frac{11}{16}$ to $\frac{3}{4}$ in., in steps of $\frac{1}{32}$ in., with 201030F and two 200141F .....
201030F	13119	Needle Holder Screw .....
200141F	13119	" Set Screw .....
204251	12334	Presser Bar (hollow) with 200074F .....
204252	12308	" " Lifter .....
200550c	12311	" " Hinge Screw ..
204455	13119	" " Lifting Bracket with 200387c .....
204254	12307	Presser Bar Lifting Bracket Position Guide .....
200362c	12311	Presser Bar Lifting Bracket Position Guide Set Screw .....
200387c	13119	Presser Bar Lifting Bracket Set Screw .....
204327	12306	Presser Bar Packing Washer (felt)
200868	13119	" " Screw Bushing (lower)
204255	13119	" " Spring .....
200491B	12305	" " Thumb Screw (pressure regulating) .....
229288	13121	Presser Foot, 46 needle hole, in gauges from $\frac{1}{8}$ to $\frac{3}{8}$ in., in steps of $\frac{1}{32}$ inch .....
229289	13121	Presser Foot, 46 needle hole, in gauges from $\frac{11}{16}$ to $\frac{3}{4}$ in., in steps of $\frac{1}{32}$ inch .....
200074F	12308	Presser Foot Screw .....
212920	13120	Take-up Cam with 200335c and 200430c .....
203268	12334	Take-up Cam 212920 with 200383c, 200658c and 201519c .....
200430c	12311	Take-up Cam Position Screw ....
200383c	12311	" " " " Check Screw .....
200335c	12311	Take-up Cam Set Screw .....
204553	12386	" Lever .....
206601	—	" " 204553 with 204263 ..
204263	12386	" " Bearing with 204264..
204264	12306	" " " Position Pin ..
200042F	12311	" " " Screw .....
201816	12307	" " Roller .....
204554	12386	Take-up Lever complete, Nos. 200042F, 201816 and 206601 ....
202402	12309	Tension Disc .....
202090	12309	" " Position Pin .....
204555	12338	" Release Lever .....
200309E	12309	" " " Screw .....
202075	12309	" " Plunger .....
204456	13119	" " Slide .....

No.	Plate	Name
204457	13119	Tension Release Slide Spring ....
202407	10881	" Spring .....
200632B	12309	" Stud .....
200397H	12309	" " Set Screw .....
201572B	10881	" Thumb Nut .....
204271	12309	" Washer .....
204272	12309	Tension complete, Nos. 200632B, 201572B, 202075, 202407, 204271 and two 202402 .....
204458	13119	Thread Controller Adjusting Collar with 200684H (for Presser Bar)
200684H	12308	Thread Controller Adjusting Collar Screw .....
204274	12309	Thread Controller Plate .....
200577H	12311	" " " Screw ...
202098	12309	" " Roller .....
204275	12309	" " " Guard .....
202084	12309	" " " Washer .....
200300c	12309	" " " Screw .....
204276	12309	" " Spring .....
204333	12309	" " " Guard .....
200581H	12309	" " " " Screw..
204277	12309	" " " Stop .....
204278	12309	" " " " Driving Gear .....
200319c	12309	Thread Controller Spring Stop Driving Gear Hinge Screw ....
200135c	12309	Thread Controller Spring Stop Screw .....
204279	12309	Thread Controller Spring Stud with 204925 .....
200366H	13119	Thread Controller Spring Stud Set Screw .....
204925	12306	Thread Controller Spring Stud Washer .....
205987	12309	Thread Controller complete, Nos. 200300c, 200581H, 202084, 202098, 204274, 204275 and 204333 .....
204280	12309	Thread Controller and Spring complete, Nos. 204276 and 205987 ..
203313	12386	Thread Guide .....
204459	13119	" " .....
204281	12309	" Retainer Guide Wire .....
202091	12309	" " Sleeve .....
202092	12309	" " Spring .....
204058	12309	" " Stud .....
200368H	12309	" " " Set Screw .....
204059	12309	Thread Retainer complete, Nos. 202091, 202092 and 204058 .....

No.	Plate	Name
211622	12107	Throat Plate, 46 needle hole, for needle sizes 16 and 18, in gauges from $\frac{1}{16}$ to $\frac{3}{16}$ in., in steps of $\frac{1}{32}$ in., for 211786 .....
221445	13121	Throat Plate, 50 needle hole, for needle sizes 14 and 15, in gauges from $\frac{3}{8}$ to $\frac{5}{8}$ in., in steps of $\frac{1}{16}$ in., for 221446 .....
211791	12107	Throat Plate, 46 needle hole, for needle sizes 16 and 18, in gauges $\frac{1}{16}$ , $\frac{3}{16}$ and $\frac{1}{8}$ in., for 211792 .....
200161D	12319	Throat Plate Clamp Screw .....
202062	12308	" " Position Pin .....
200577H	12311	" " Screw .....

## ACCESSORIES

No.	Plate	Name
200157B	12338	Attachment Screw .....
203208	12312	Bobbin (10) .....
*225482	-----	" Case Screw Driver Blade ..
*225483	-----	" " " " Handle ..
225497	12345	Bobbin Case Screw Driver complete, Nos. 225482 and 225483 ..
213761	13119	Knife (3) .....
126 x 3	-----	Needles, four each, sizes 16, 18 and 20 .....
225181	-----	Drip Pan with four wood screws $\frac{1}{2}$ in., No. 5 .....
41400	12345	Machine Rest Pin (wood) .....
36578	12345	Oiler with 36579 .....
36579	12345	" Spout, 3 $\frac{1}{2}$ in. long, with 120117 .....
120117	-----	" " Washer (leather) .....
*225484	-----	Screw Driver Blade .....
*225485	-----	" " Handle .....
225498	12345	Screw Driver complete (7 $\frac{1}{2}$ in. long), Nos. 225484 and 225485 ..
225554	12345	Wrench (steel) .....

### BOBBIN WINDER

#### Swing Automatic, Right Hand

225453	10884	Frame with 202277 and 225438 ...
225454	10884	" Hinge Pin .....
202277	---	" Oil Packing (wick) .....
225438	10884	" " Well Cap .....
225455	10884	" Spring .....
225456	10884	" " Plunger .....
202473	10885	Pulley with 200105c .....
200105c	10884	" Set Screw .....
225381	10884	Spindle .....
225444	10884	Stop Latch .....
200056E	10884	" " Screw .....
225458	10884	" " Thumb Lever .....
225459	10884	" " " " Hinge Stud .....
225460	10884	" " " " Joint Stud .....
202478	10884	" " Trip Lever .....
200299H	10884	" " " " Hinge Screw .....
225461	10881	Tension Bracket with 201499B ...
200082D	10881	" " Screw .....
228026	10884	" " " Washer .....



No.	Plate	Name
2102	10881	Tension Disc .....
202407	10881	" Spring .....
201499R	10881	" Stud .....
201572B	10881	" " Thumb Nut .....
225462	10881	Bobbin Winder Tension Bracket complete, Nos. 201572B, 202407, 225461 and two 2102 .....
225433	10885	Bobbin Winder and Tension Bracket Base .....
225382	10885	Universal Bobbin Winder complete, Nos. 200056E, 200082b, 200299n, 202473, 202478, 225381, 225433, 225444, 225453 to 225456, 225458 to 225460, 225462, 228026 and two wood screws $\frac{3}{8}$ in., No. 13, R.H.B.

## KNEE LIFTER

227781	11125	Knee Lifter Rock Lever with 200522c and 200529c .....
227782	—	Knee Lifter Rock Lever 227781 with two each 202451 and 202452
227787	—	Knee Lifter Rock Lever 227782 with 202203 and 227784 .....
202453	11125	Knee Lifter Rock Lever Knee Plate with 200526c .....
202203	—	Knee Lifter Rock Lever Knee Plate 202453 with 202454 .....
202454	11125	Knee Lifter Rock Lever Knee Plate Arm (long) .....
200522c	12319	Knee Lifter Rock Lever Knee Plate Arm Set Screw .....
200526c	12319	Knee Lifter Rock Lever Knee Plate Set Screw .....
202451	11125	Knee Lifter Rock Lever Lug with two wood screws $\frac{3}{8}$ in., No. 13u
202452	12319	Knee Lifter Rock Lever Lug Hinge Pin .....
227784	11125	Knee Lifter Rock Lever Rod, 3 in. long, with 227785 .....
*227785	—	Knee Lifter Rock Lever Rod Cap or Oil Guard .....
200529c	12319	Knee Lifter Rock Lever Rod Set Screw .....

(Other Knee Lifter parts are listed with  
parts of machine head.)

## THREAD UNWINDER

No.	Plate	Name
202486	—	Spool Pin .....
202487	—	" Rest .....
227498	—	" " .....
202488	10838	" " 202487 with 200363c, 200383c and two 202486 .....
227499	10838	Spool Rest 227498 with 200363c and 202486 .....
202489	10838	Spool Rest Rod .....
200383c	12311	" " " Set Screw .....
200383c	12311	" " Set Screw .....
202490	10838	" Stand with 200383c .....
202491	—	" Washer (steel) .....
202492	—	" Weight with 202493 .....
202493	—	" " Center with 202793 and 203163 .....
203163	—	Spool Weight Center Bushing ...
202793	—	" " Thread Guide .....
202794	10838	Thread Eyelet Rod .....
227605	10838	" " " .....
227606	10838	" " " Clamp with two 200396c .....
200396c	13119	Thread Eyelet Rod Clamp Set Screw .....
200363c	12338	Thread Eyelet Rod Set Screw ...
227500	10838	Thread Unwinder complete, Nos. 202488 to 202490, 202794, 227499, 227605, 227606, three each 202491, 202492 and wood screws $\frac{3}{8}$ in., No. 13 .....

## FEED DOGS

No.	Plate	Name
211786	12107	Feed Dog, for 211622 and 211785 ..
211789	12107	" " " 211787 and 211788 ..
211792	12107	" " " 211790 and 211791 ..
211793	12107	" " " 211790 and 211791 ..
221446	13121	" " " 221445 .....

## THROAT PLATES

211622	12107	Throat Plate, 46 needle hole, for needle sizes 16 and 18, in gauges from $\frac{3}{16}$ to $\frac{3}{8}$ in., in steps of $\frac{1}{32}$ in., for 211786 .....
211785	12107	Throat Plate, 50 needle hole, for needle sizes 14 and 15, in gauges from $\frac{3}{16}$ to $\frac{3}{8}$ in., in steps of $\frac{1}{32}$ in., for 211786 .....
211787	12107	Throat Plate, 50 needle hole, for needle sizes 14 and 15, in $\frac{3}{16}$ in. gauge, for 211789 .....
211788	12107	Throat Plate, 46 needle hole, for needle sizes 16 and 18, in $\frac{3}{16}$ in. gauge, for 211789 .....
211790	12107	Throat Plate, 50 needle hole, for needle sizes 14 and 15, in gauges $\frac{1}{4}$ , $\frac{5}{16}$ and $\frac{3}{8}$ in., for 211792 and 211793 .....
211791	12107	Throat Plate, 46 needle hole, for needle sizes 16 and 18, in gauges $\frac{1}{4}$ , $\frac{5}{16}$ and $\frac{3}{8}$ in., for 211792 and 211793 .....
221445	13121	Throat Plate, 50 needle hole, for needle sizes 14 and 15, in gauges from $\frac{3}{8}$ to $\frac{5}{8}$ in., in steps of $\frac{1}{16}$ in., for 221446 .....

## OBSOLETE PARTS

No.	Plate	Name
202470	12320	Bobbin Winder Base .....
202471	12320	" " " Frame .....
202472	12319	" " " Spring .....
202474	12320	" " " Spindle .....
202477	12319	" " " Stop Latch Thumb Lever .....
202480	12320	Bobbin Winder Spool Holder Base with 200355H and 202484 .....
202481	12320	Bobbin Winder Spool Holder Base Spool Pin .....
202482	12319	Bobbin Winder Spool Holder Tension Disc (lower or upper) ....
202483	12319	Bobbin Winder Spool Holder Tension Disc Spring (brass) .....
202484	12319	Bobbin Winder Spool Holder Tension Disc Thread Guide .....
202485	12320	Bobbin Winder Spool Holder complete, Nos. 200011E, 202480, 202481, 202483, two 202482 and one wood screw 1 in., No. 13 ..
227522	12319	Bobbin Winder Stop Latch .....
227523	12320	Bobbin Winder complete, Nos. 200056E, 200161D, 200221D, 201537H, 202470 to 202474, 202477, 202478, 227522, three 200299H and two round head wood screws $\frac{3}{8}$ in., No. 13 .....
*213604	-----	Feed Driving Cam Fork Lever Slide Block with 200116c .....
*213605	-----	Feed Driving Cam Fork Lever Slide Block .....
213606	13119	Feed Driving Cam Fork Lever Slide Block 213604 with 213605 .....
203250	11007	Hook Driving Shaft Collar with two 200393c .....
203709	13121	Needle Holder, in gauges from $\frac{3}{16}$ to $\frac{3}{8}$ in., in steps of $\frac{1}{32}$ in., with 200068H and two 200141F .....
203710	13121	Needle Holder, in gauges from $\frac{3}{16}$ to $\frac{1}{2}$ in., in steps of $\frac{1}{32}$ in., with 200068H, 200125F and two 200141F .....
203719	13121	Needle Holder, in gauges from $\frac{1}{4}$ to $\frac{3}{8}$ in., in steps of $\frac{1}{32}$ in., with 200068H and two 200141F .....

PLATE 10838—ONE-EIGHTH SIZE

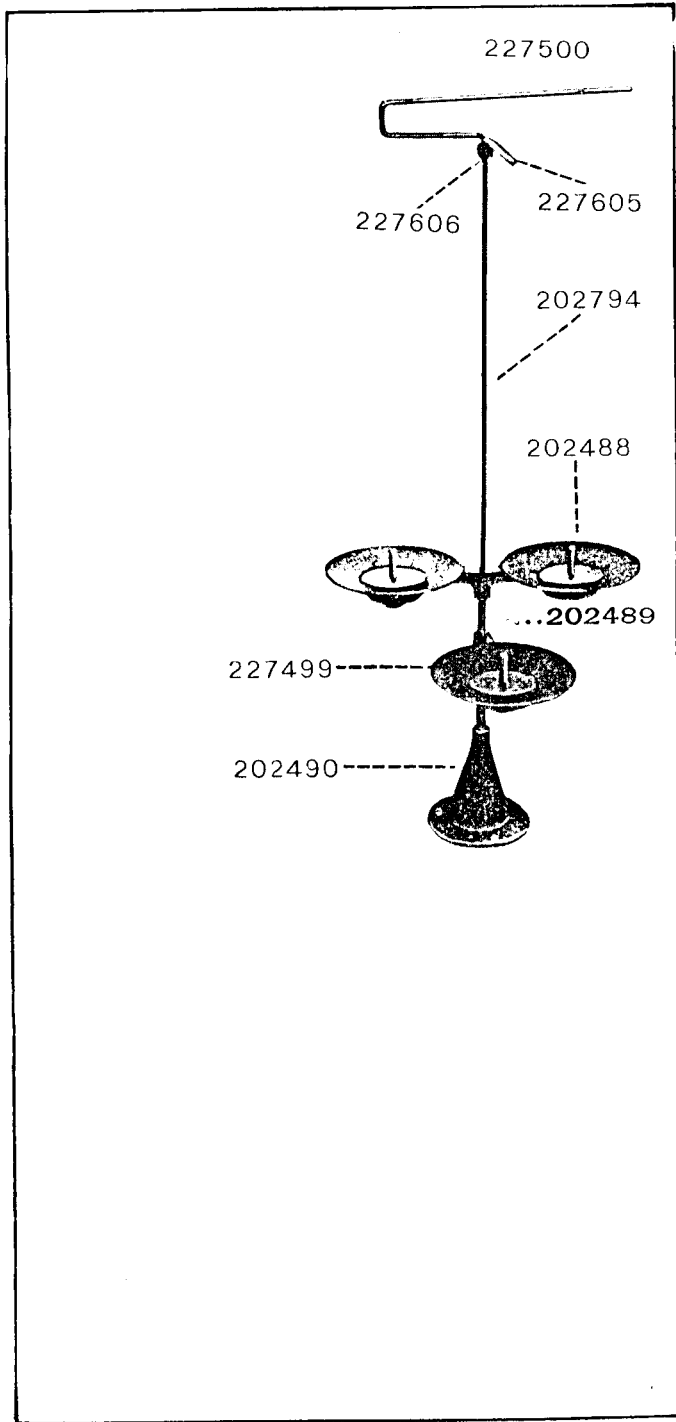



PLATE 10881—FULL SIZE

225461




200082




202104



2102



225462



202407



201499

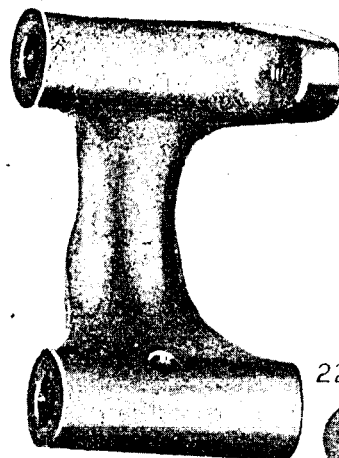


201572

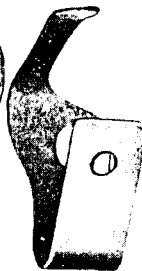


PLATE 10884—FULL SIZE

225453



225444



202478



225458



228026



225460



225454



200299



225438



200056



225459



200105



225456



225381



225455



PLATE 10885—ONE-FOURTH SIZE

225433



202473




225382



PLATE 11007—FULL SIZE

203241




200555




203242



203245




203250



200393




203246



200006




203249



225585



203244



200840



PLATE 11125 - ONE-FOURTH SIZE

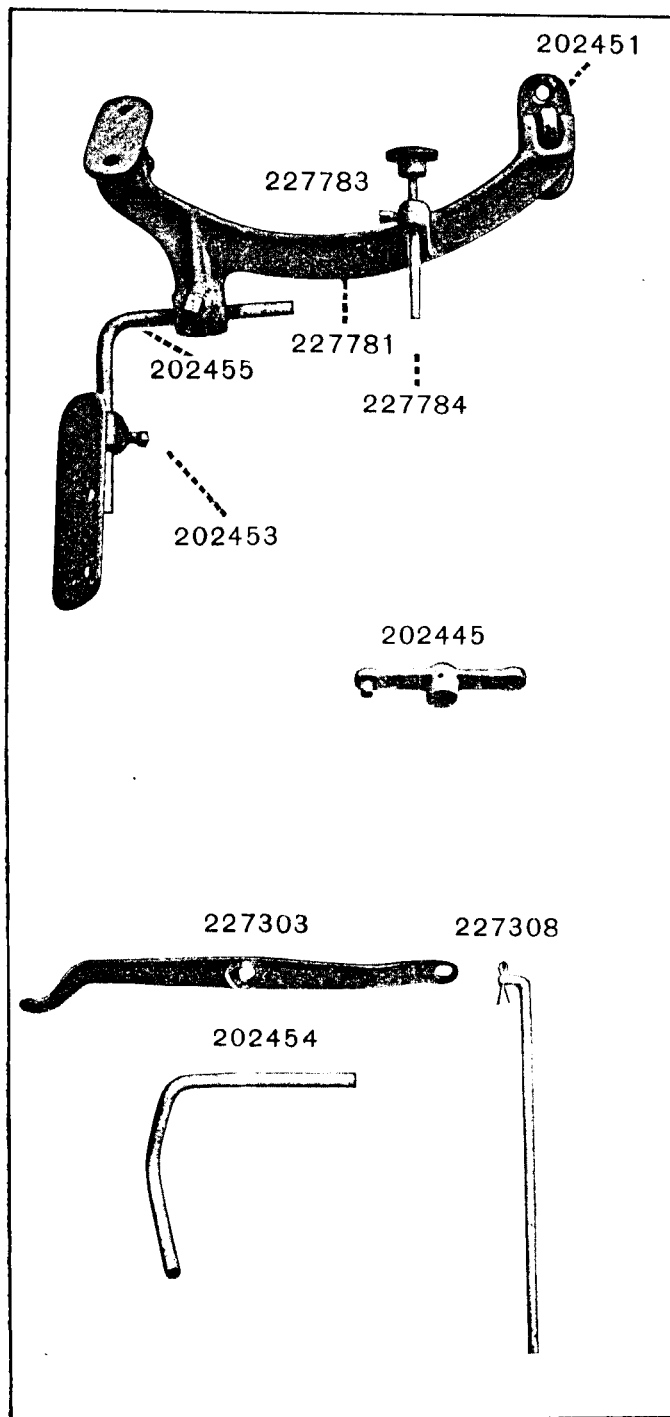


PLATE 12107 - FULL SIZE

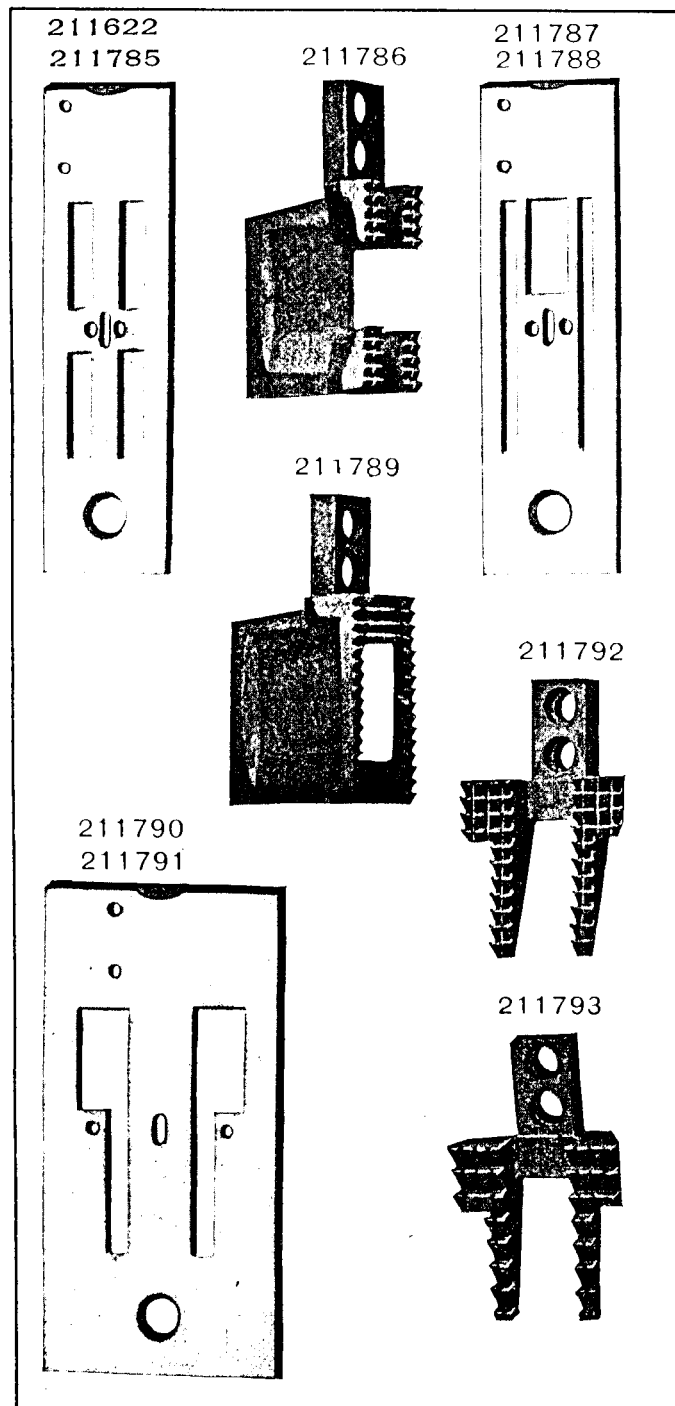


PLATE 12305—FULL SIZE




PLATE 12306—FULL SIZE

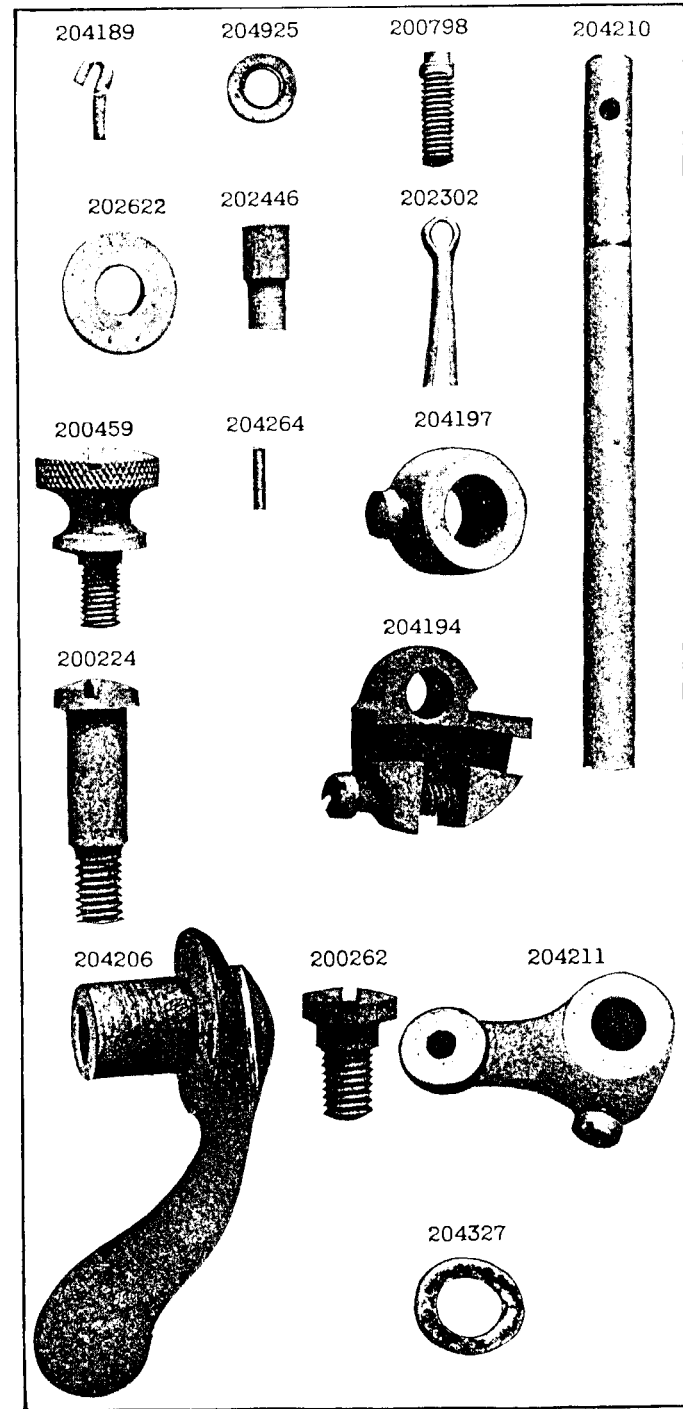






PLATE 12309 - FULL SIZE

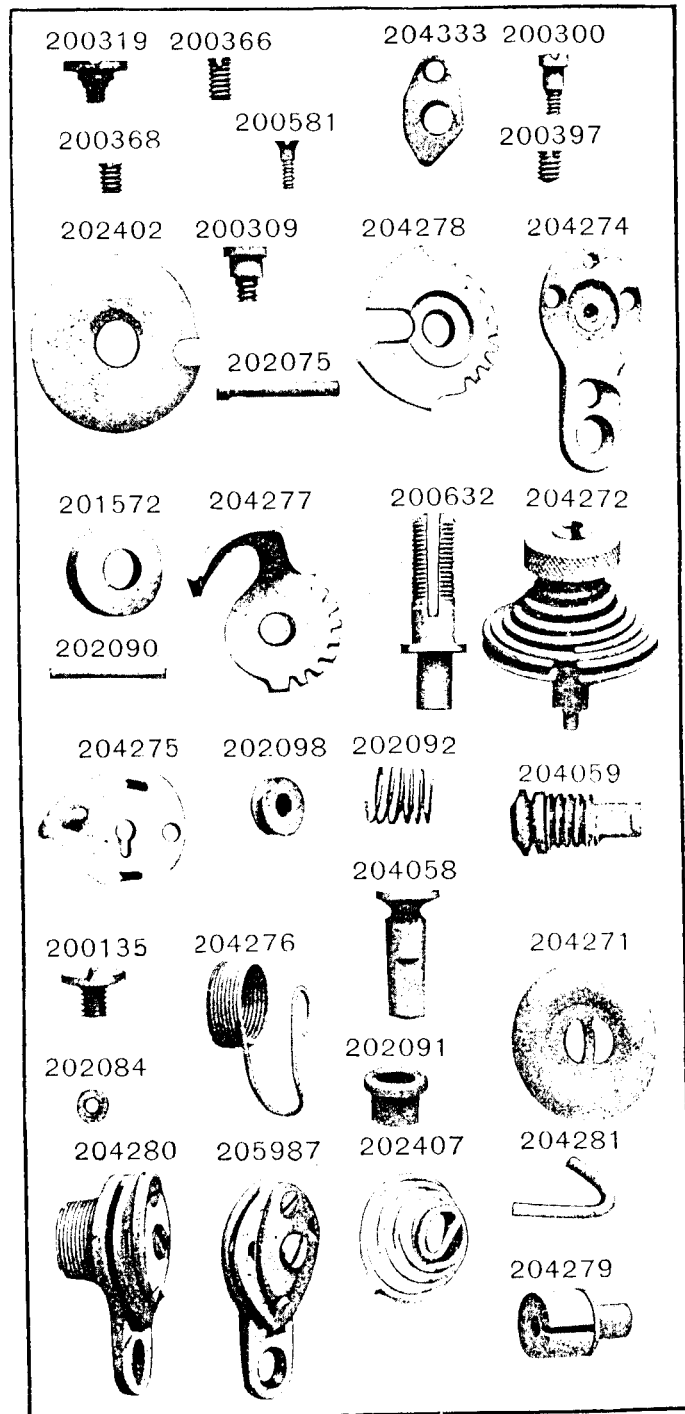


PLATE 12311 - FULL SIZE

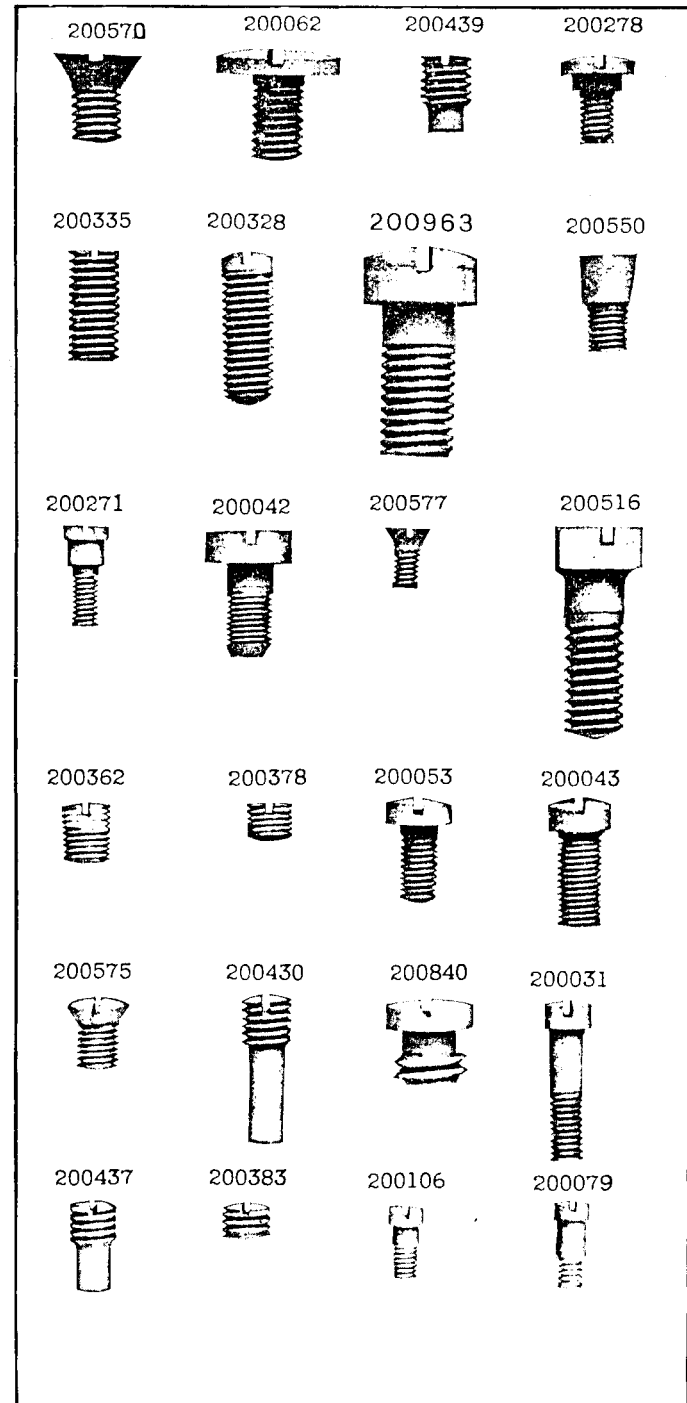


PLATE 12312 - FULL SIZE

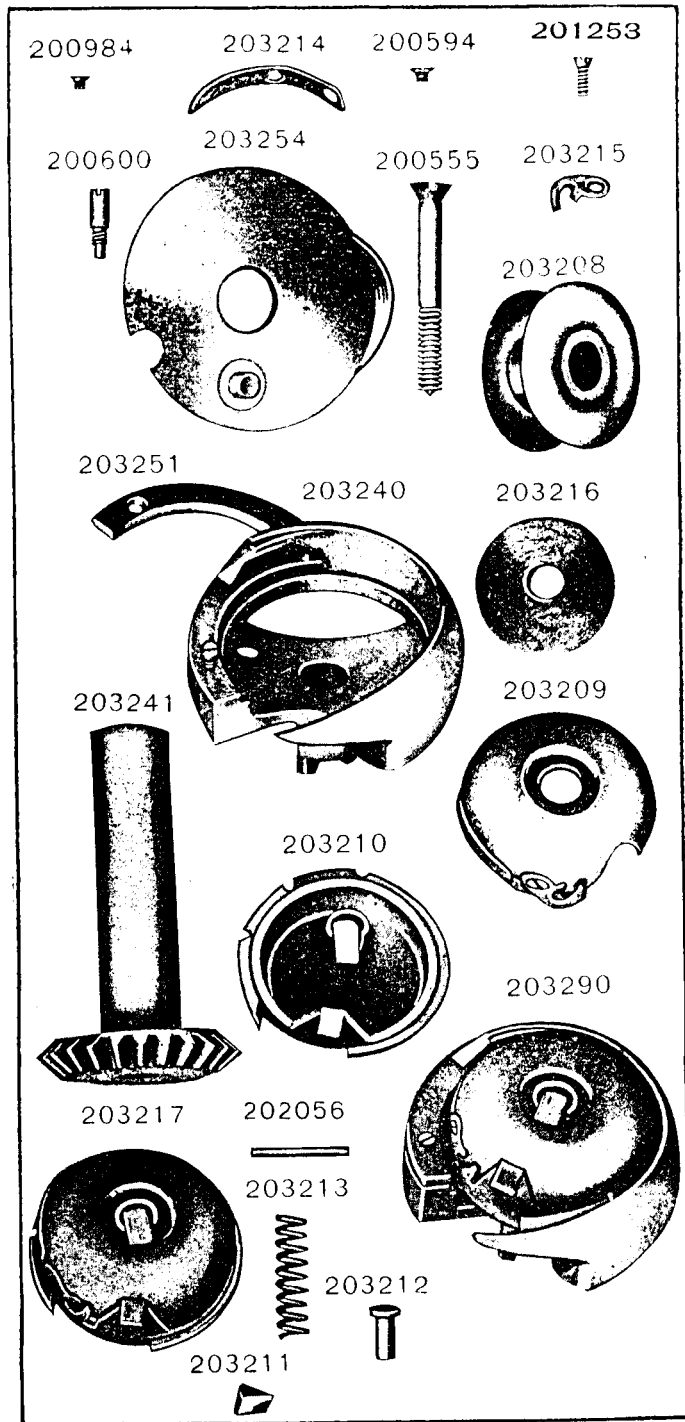


PLATE 12319 - FULL SIZE

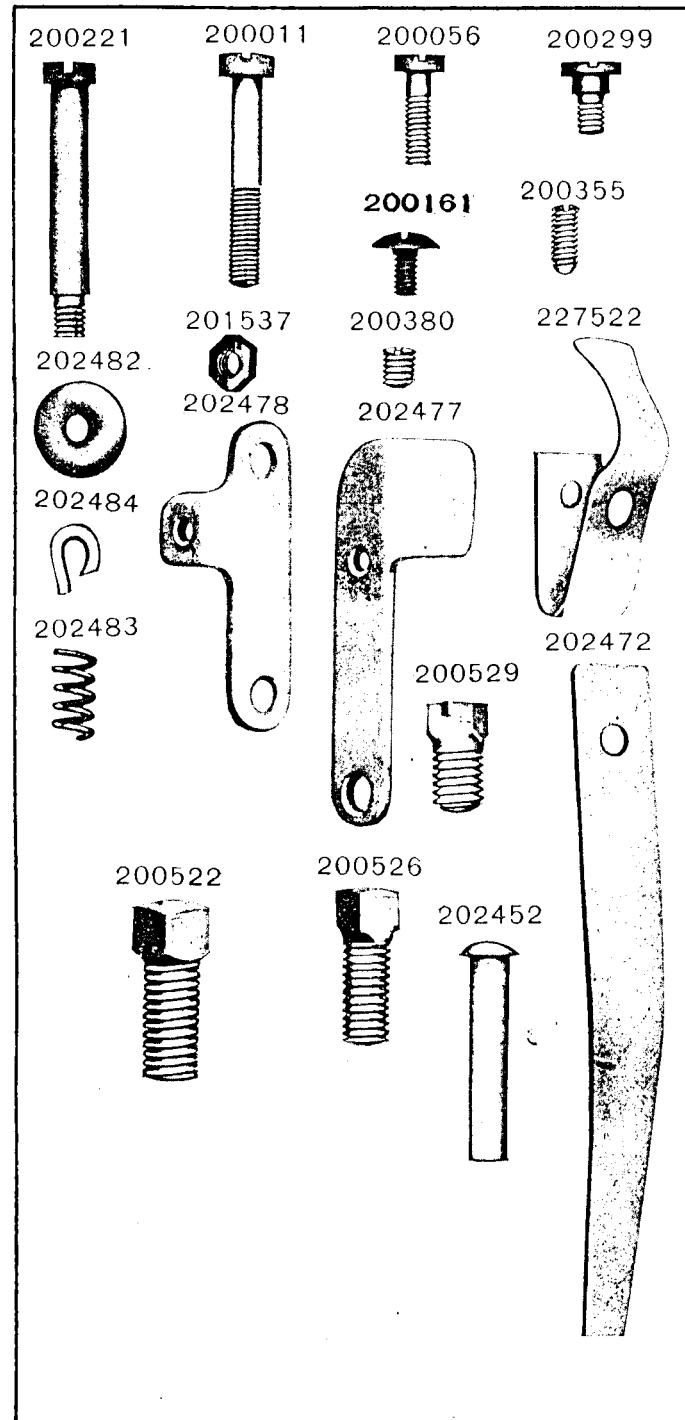


PLATE 12320—ONE-HALF SIZE

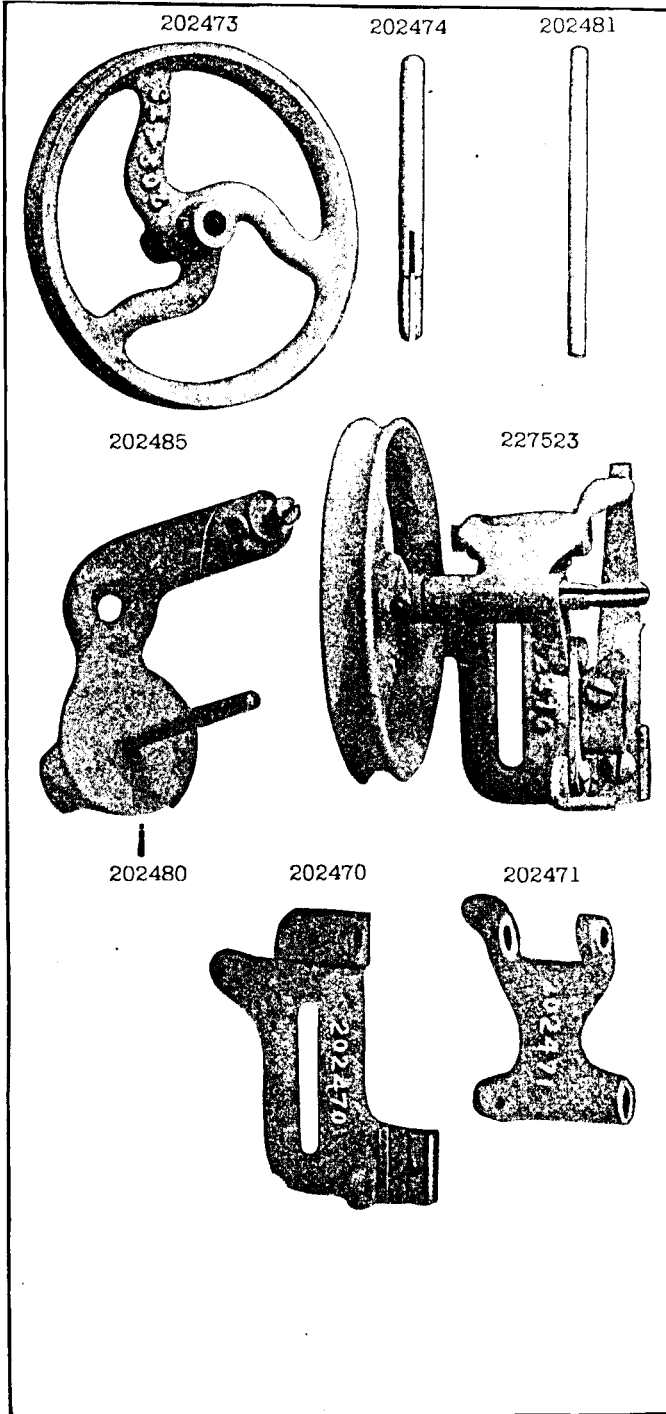


PLATE 12333—ONE-FOURTH SIZE

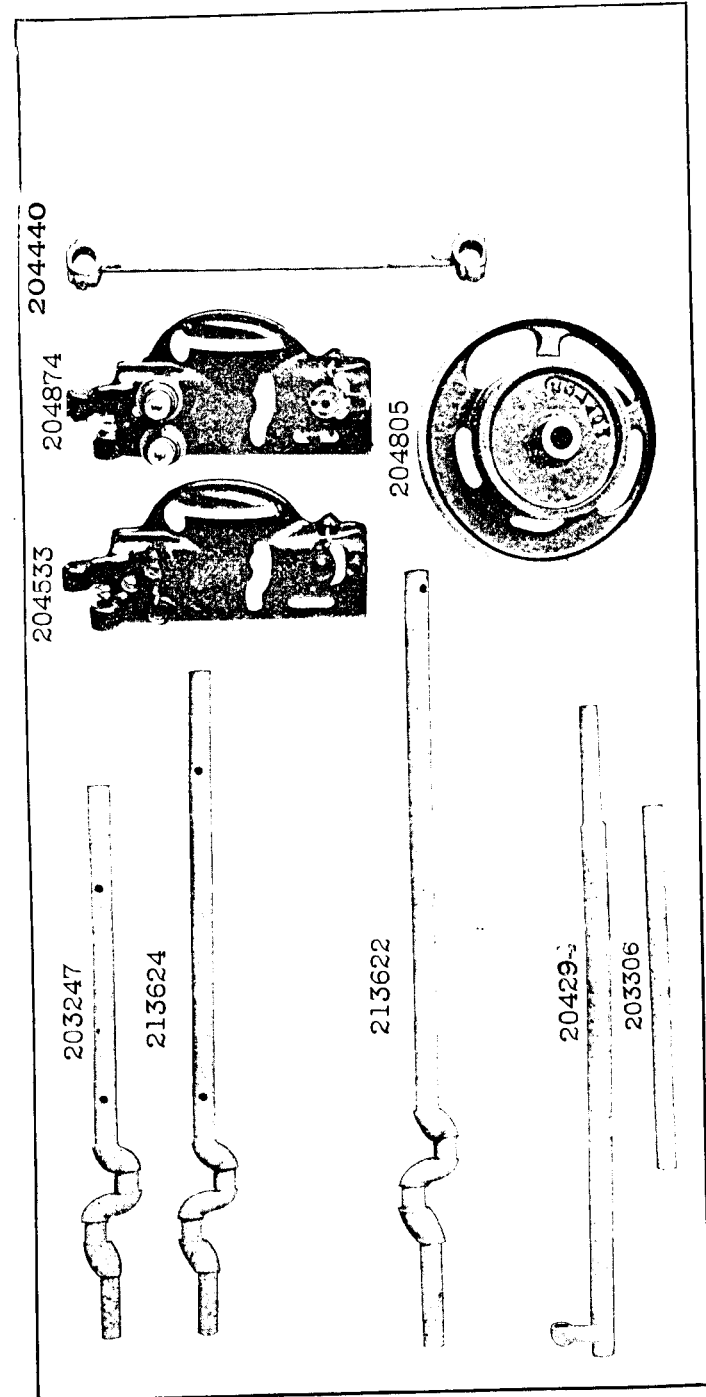


PLATE 12334—ONE-HALF SIZE

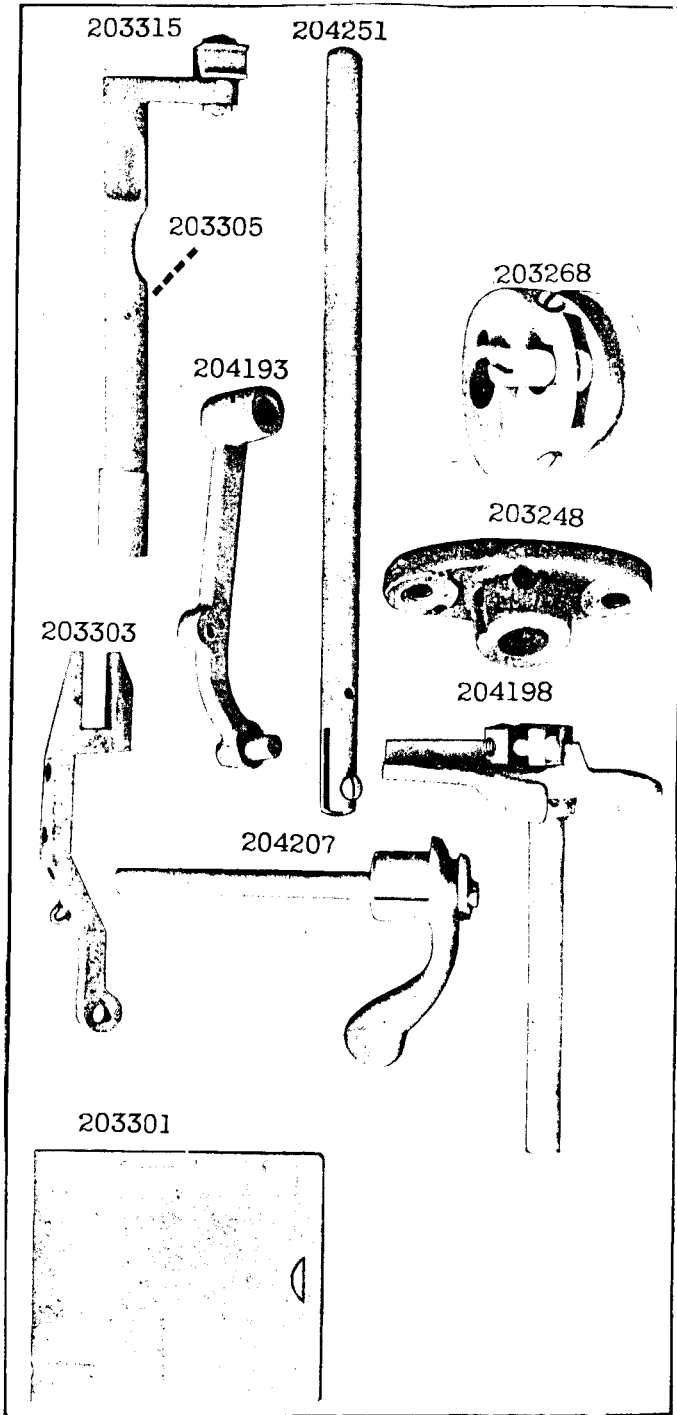


PLATE 12335—FULL SIZE

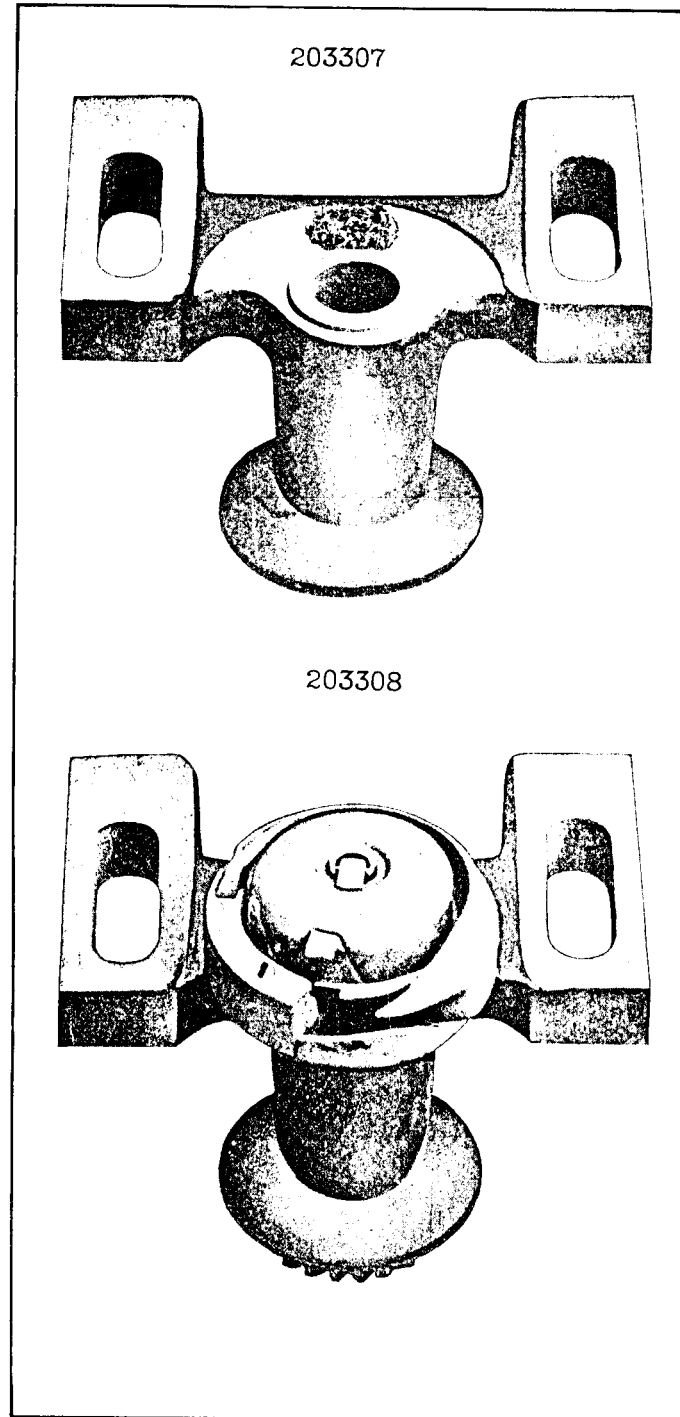


PLATE 12338—FULL SIZE

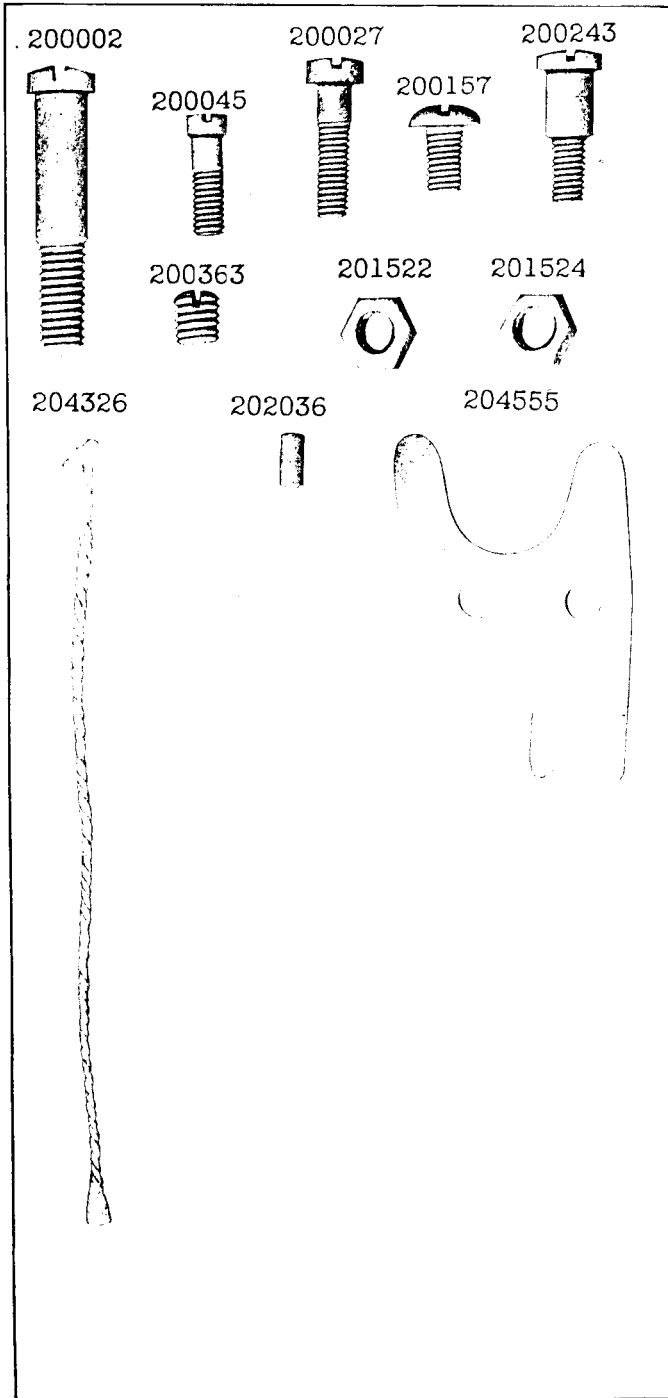


PLATE 12345—ONE-HALF SIZE

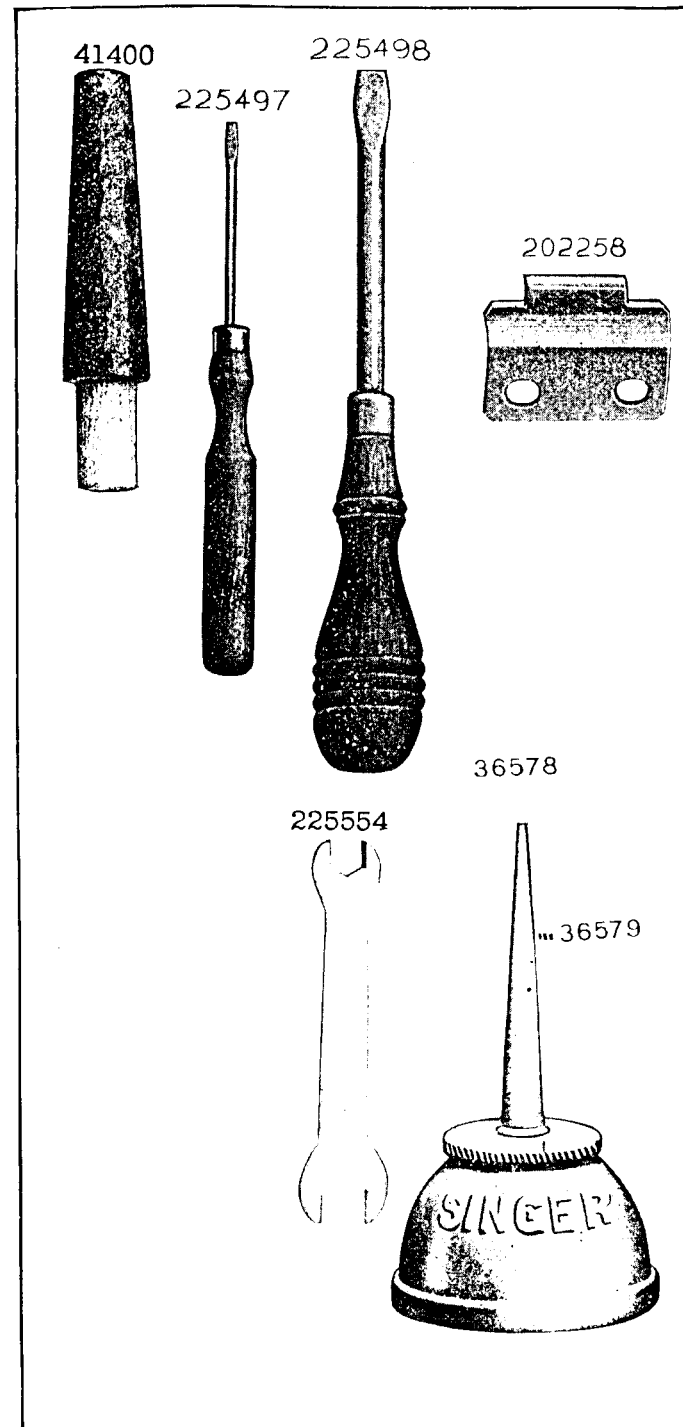


PLATE 12386—FULL SIZE

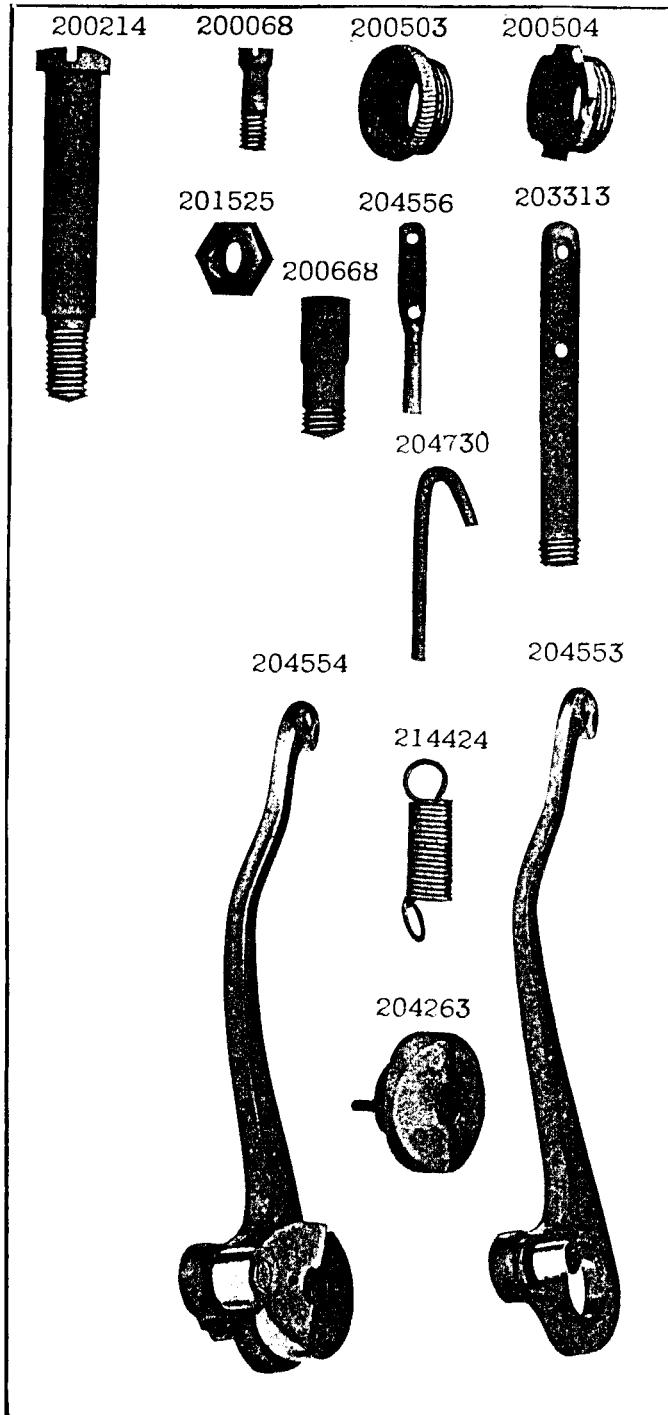


PLATE 13119—FULL SIZE




PLATE 13120—ONE-HALF SIZE

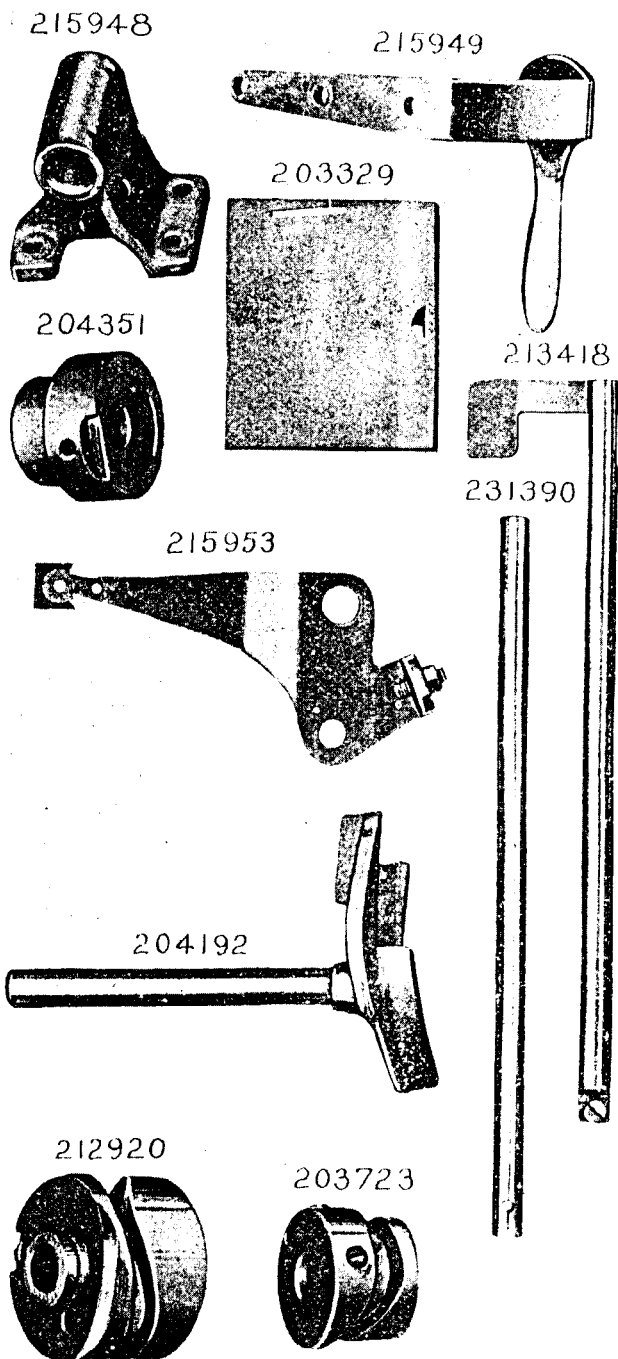


PLATE 13121—FULL SIZE

